

# EIRICH Intensive Mixer Type R

- 
- economy
  - reliability
  - low maintenance
- 



# The advantages of an innovative system


EIRICH intensive mixers of the Type R Series were developed for the most diverse jobs in the processing of raw materials, mechanical mixtures and compounds. Variable setting of machine components and the energy range ensures a high degree of efficiency.

**Three components determine the characteristics of these mixers:**

- 1. An inclined, rotating mixing pan**
- 2. A rotating mixing tool**
- 3. An adjustable multi-purpose wall-bottom scraper**

The advantages resulting for the user are considerable:

- **Optimum homogenization of the process material**
- **Shortest mixing times**
- **Little wear**
- **Low-maintenance design**
- **Excellent, constant quality of process material (permanently)**
- **Continuous or batchwise mode of operation**


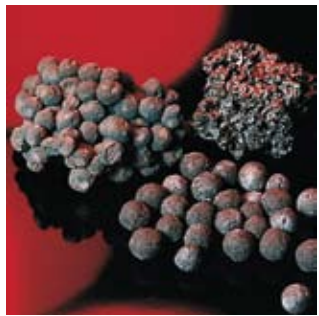


**The spectrum of applications covered by EIRICH intensive mixers is as varied as the range of industrial processing operations in the fields of production and environmental protection.**

Conventional EIRICH mixers are used for mixing under atmospheric pressure whereas EVACTHERM® mixers are used for mixing under vacuum and/ or for combining complex preparation processes. Processing steps can be performed either singly or in combinations in one machine.

**They include:**

mixing, reacting, dispersing, dissolving, slurring, plasticizing, deaerating, fiberizing, solubilizing, agglomerating, disagglomerating, pelletizing, granulating, kneading, moistening, drying, heating, cooling, stripping, impregnating, coating, waterproofing.



# The mixer configuration of the future

EIRICH Type R intensive mixers can be set up for either counter-current or cross-current operation. This design provides optimum performance in both batch and continuous operation, using state-of-the-art processing technology to meet today's special production requirements.

The Type R mixer's excellent processing efficiency is guaranteed by

- a rotating mixing pan that continually transports the material to the rotating mixing tool, inducing counter-flowing currents of material with a high velocity differential.
- an inclined rotating mixing pan, which together with a stationary multi-purpose wall-bottom scraper produces high vertical flow rates.
- a multi-purpose wall-bottom scraper designed to prevent residue accumulations on the walls and bottom surface of the mixing pan and to accelerate material discharge at the end of the mixing cycle.

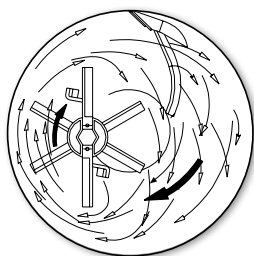


Fig. 4.1:  
Flow pattern of the  
cross-current principle




Fig.4.2:  
Flow pattern of the  
counter-current principle



Fig. 4.3: Current of material

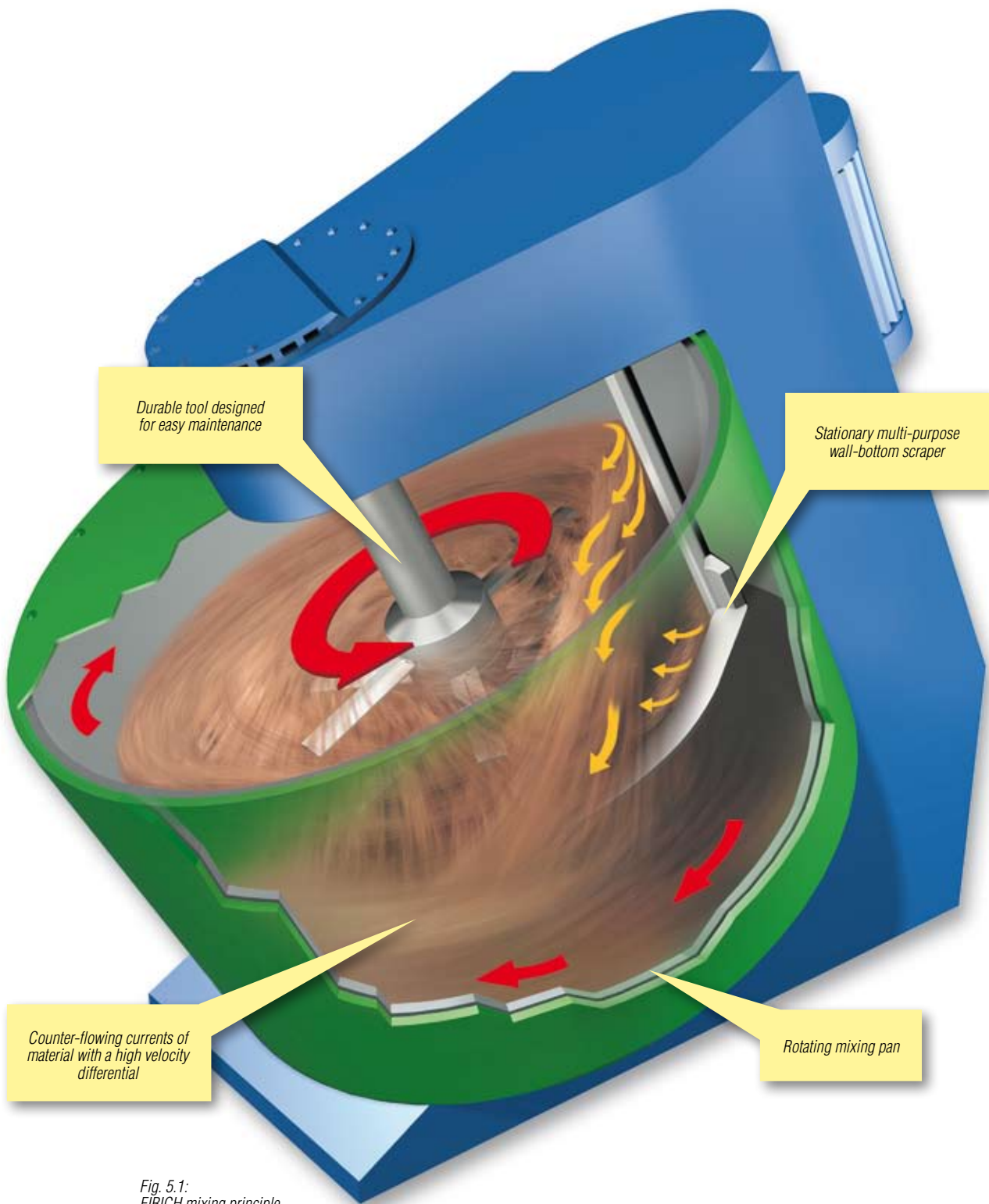


Fig. 5.1:  
EIRICH mixing principle



# The design features

With EIRICH Type R intensive mixers it is possible to work under atmospheric pressure and under vacuum over a wide range of temperature. The mixers are subject to minimum wear and they require minimum maintenance.

- The rotating mixing pan is enclosed by a static case.
- The seals of the moving parts do not come into contact with the process material.
- The mixing chamber is easy to reach. Access to the pan varies according to its size.

## EVACTHERM®

Mixers in vacuum-tight design for the combination of several process steps.

At the moment, the series comprises mixers with load capacities ranging from 3-5 liters (e. g. for the laboratory) to 7,000 litres.

## Drives

Power requirement, speed and the type of power transmission are chosen in accordance with the particular application:

- Friction wheels or gear rim for the mixing pan.
- Standard motor with V-belt, and/ or gear unit or geared motor for the rotating mixing tool.

## Motors

Matched to the local conditions.

## Mixing pan

Bottom, cover and side walls with smooth finished surfaces for easy cleaning.

## Mixing tool

Rugged and minimum-maintenance design. Easy replacement of mixing blades. The shape and the number of mixing blades are adapted to the process material.

## Feeding and discharge

Individually designed according to the product parameters and the conditions of installation.

<b>Cover and mixing tools are raised by motors. The mixing pan can be removed.</b>	<b>R01</b>				
	<b>R02</b>	<b>R02E</b>	<b>RV02E</b>	<b>R02VAC</b>	
<b>Cover and mixing tool are swiveled up and open hydraulically</b>	<b>R05T</b>				
	<b>R08W</b>	<b>R08VAC</b>			
	<b>R09W</b>	<b>R09T</b>			
	<b>R11W</b>	<b>RV11W</b>			
<b>The mixing pan can be tilted</b>	<b>R05T</b>	<b>R09T</b>			
<b>Access through large inspection doors</b>	<b>R08</b>	<b>R09</b>	<b>RV11VAC</b>	<b>R12</b>	<b>RV12</b>
	<b>R15</b>	<b>RV15</b>	<b>RV15VAC</b>		
	<b>R19</b>	<b>RV19</b>	<b>RV19VAC</b>	<b>RV23VAC</b>	
	<b>R24</b>	<b>RV24</b>	<b>RV29VAC</b>		
	<b>RV32</b>	<b>RV32VAC</b>			

Fig. 7.1: EVACTHERM® mixer RV32VAC

Fig. 7.2: Cross section of an EVACTHERM® mixer

Fig. 7.3: Mixer type R12 with maintenance hood on guide rail

Fig. 7.4: Quick-acting closure

Fig. 7.5: Friction wheel drive

Fig. 7.6: Easy access through large inspection doors

Fig. 7.7: Mixer type R02VAC



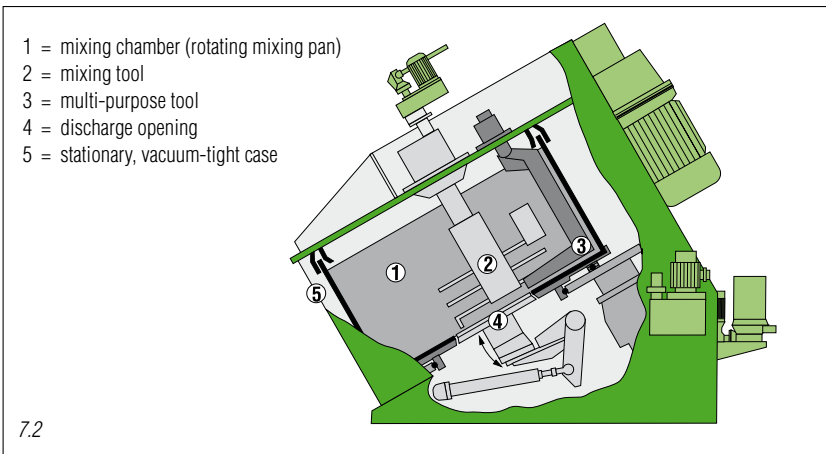
7.1



7.4



7.5



7.2



7.6



7.3



7.7

# The range of high-performance types



*Fig.8.1:  
R01 with raised  
mixing tool*



*Fig.8.2:  
R09T with raised  
mixing tool*



*Fig. 8.3:  
R12 with open  
maintenance hood*



Type <sup>1)</sup>	Capacity <sup>2)</sup>		Working principle		Operating modes	
	liters	kg max.	batch	continuous	normal atmosphere	under vacuum
R01 <sup>3)</sup>	5	10	■		■	
R02 <sup>3)</sup>	3-5	8	■		■	
R02E <sup>3)</sup>	3-5	10	■		■	
RV02E <sup>3)</sup>	8-10	12	■		■	
R02VAC <sup>3)</sup>	3-5	8	■			■ ■
R05T <sup>4) 5)</sup>	40	65	■		■	
R08	75	120	■	■ ■	■	
R08W <sup>5)</sup>	75	120	■		■	
R08VAC <sup>5)</sup>	75	120	■		■	■ ■
R09	150	240	■	■ ■	■	
R09W <sup>5)</sup>	150	240	■		■	
R09T <sup>4) 5)</sup>	150	240	■		■	
R11W <sup>5)</sup>	250	400	■		■	
RV11W <sup>5)</sup>	375	600	■		■	
RV11VAC	375	600	■		■	■
R12	250	400	■	■	■	
RV12	400	650	■	■	■	
R15	500	800	■	■	■	
RV15	750	1200	■	■	■	
RV15VAC	750	1200	■			■
R19	1125	1800	■	■	■	
RV19	1500	2400	■	■	■	
RV19VAC	1500	2400	■		■	■ ■
RV23VAC	3000	4800	■		■	■ ■
R24	2250	3600	■	■	■	
RV24	3000	4800	■	■	■	
RV29VAC	5250	8400	■		■	■
RV32	7000	11200	■	■	■	
RV32VAC	7000	11200	■		■	■

1) All types can be designed to operate at temperatures up to 170°C. Higher temperatures of individual mix components are possible during addition.

2) Product-specific

3) Pan can be removed.

4) Mixing pan can be tilted.

5) Cover and tool can be raised by motor.

# Individual accessories for specific

You can also select from among a range of proven supplementary components for your system. These accessories let you optimize your technology with special machine components and extensive automation.

## Protection against wear

The materials and coatings used to manufacture those components that come into contact with abrasive substances are specifically selected for each individual application.

The standard EIRICH range lets you choose from among a number of proven materials for inhibiting wear:

- High quality steels as base material
- Bonded rubber seals and special synthetics
- Seals made of PTFE, Viton, etc.
- Armor coatings
- Hard metal plating
- Stainless steel
- Non-ferrous metals
- Ceramic tiles




Fig. 10.1: Carbide tipped mixing blades  
Fig. 10.2: Ceramic tile lining on all surfaces  
Fig. 10.3: Mixing pan with rubber covering  
Fig. 10.4: Mixing blades with armoring

# applications



## Automation

Open and closed-loop control is based on reliable systems for monitoring the parameters of mix quality and machine technology. You can benefit from the experience that EIRICH has gathered in designing countless solutions for special applications - experience that pays off in the form of thoroughly reliable systems.

- Level monitoring based on ultrasonic sensors, motor performance, electro-mechanical sensors and force monitors
- Temperature sensors
- Moisture sensors
- Residual water extraction systems
- Mixing pan cleaning equipment (dry and wet)
- Discharge aids, speed monitors for the pan and the mixing tool
- Central lubrication system
- Tooth flanks spray unit

Fig. 11.1: Retractable moisture sensor  
Fig. 11.2: Automatic central lubrication  
Fig. 11.3: Wet cleaning

# Customized peripherals for every mixer



Special systems are also available for incorporating the EIRICH intensive mixer into the larger production process. These systems are precisely matched to machine size in order to provide optimum performance and ensure complete utilization of the mixer's full potential.

- Formulas must be strictly observed if product quality is to be maintained

This means that all of the components have to be added in precisely the right sequence and quantities.

- The product should display maximum consistency when it leaves the mixing pan on its way to subsequent processing operations

EIRICH offers a complete range of products for storing, transporting, weighing, metering and controlling the entire process.

- Storage containers for granular substances or for fluids
- Conveyors based on belt, screw, and pneumatic technology, also skip hoists
- Electromechanical scales
- Feeding units featuring electropneumatic control systems
- Measuring devices, open and closed-loop control and process data technology, including self-regulating CIM-compatible systems

*Fig.12.1:  
Building and silos of a plant  
for adhesive mortar*





13.1



13.2



13.3



13.4

Fig. 13.1: Scale assembly  
Fig. 13.2: Additive storage and feeding  
Fig. 13.3: Mixer with Quicklift feeding unit  
Fig. 13.4: Control room with CAQ system

# Investment without risk



*Fig.14.1:  
Material analysis at  
the EIRICH Test Center*



*Fig.14.2: Mixing reactor Type R08VAC in the pilot plant,  
shown with the cover and mixing tools raised*

Machinery and equipment are available to test actual material response characteristics under a wide range of processing conditions. The effective capacities are designed for accurate simulation to ensure trouble-free full-scale operation. We can also provide units for materials that require explosion protection or need to be processed under vacuum.

A very special feature: We can supply a fully automated control system capable of maintaining optimum process conditions – automatically. The system can also record the trials for graphic display. These features reduce both the effort and the risk involved in designing your production facilities.

# From advice to production

## Everything from one source



EIRICH offers you a comprehensive range of services. These start with the initial consultations and trials, and extend to include system design, measurement and control technology, transport, assembly and training. We can even help you when you start production. Our Customer Service ensures reliable access to spare parts, around the globe. Modern, computer-assisted procedures help us find the most economical solution for you.

*Fig. 15.1:  
Plant for refractory concrete*



*Fig.15.2:  
Complete plant for  
dry mortar*



# EIRICH – Individual processing technology for production and environmental protection

EIRICH designs, manufactures and supplies batch and continuous machinery and systems for the processing of raw materials, compounds, waste and residues in the following fields: ceramics, glass, building materials, chemicals, molding sand, technical products, metallurgy, agricultural chemicals, food and drink, and environmental protection.

Through close cooperation with our Test Centers we draw directly on the practical experience and theoretical know-how being gathered in all parts of the world. This know-how is put to innovative use in our products in the interest of greater efficiency and better environmental compatibility.

Your local consultant:

---

## The EIRICH GROUP worldwide:



Maschinenfabrik Gustav Eirich  
GmbH & Co KG  
Postfach 11 60  
74732 Hardheim, Germany  
Phone: +49 (0) 6283 51-0  
Fax: +49 (0) 6283 51-325  
E-Mail: [eirich@eirich.de](mailto:eirich@eirich.de)  
Internet: [www.eirich.com](http://www.eirich.com)



Groupe Eirich France SARL  
Villeurbanne, France



Eirich-Molaris S.L.  
Valencia, Spain



OOO Eirich Maschinentchnik  
Moscow, Russia



OOO Eirich Maschinentchnik  
Dnepropetrovsk, Ukraine



Eirich Machines Inc.  
Gurnee, IL, USA



Eirich Industrial Ltda.  
Jandira S.P., Brazil



Nippon Eirich Co. Ltd.  
Chiba, Japan



Eirich East Asia/Pacific  
Seoul, Republic of Korea



Eirich Group China Ltd.  
Shanghai & Beijing, P.R. China  
Eirich FME  
Jiangyin, Jiangsu Province, P.R. China



Eirich-Transweigh India Pvt. Ltd.  
Mumbai, India



H. Birkenmayer (Pty.) Ltd.  
Isando, Republic of South Africa



# EIRICH